



# Complete UV Light-Curing Flood Systems

## Six Popular Packages to Meet Most Curing Needs

The flood light sources listed below are integrated in complete packages ready to plug in and cure for a variety of curing requirements. They are designed to optimize safety and convenience for process controlled cures utilizing the Dymax 2000 wide-area flood and 5000 focused flood reflectors. These light sources are versatile, capable of curing adhesive on parts with large bond lines or multiple parts in trays, or for curing coatings. They are ideal for prototype or bench-top production.



2000-EC with Light Shield and Manual Shutter



5000-EC with Light Shield & ZIP™ Shutter

### UV Light-Curing Made Easy and Worker Friendly

Complete protection from UV light	Wide area or focused flood curing
Clear view of curing process	400 Watt UV/Visible bulb

## Some of Our Most Popular UV Flood Lamp Curing Systems are Featured Below

System	Part Number	Replaces	Features/Recommended Uses
PC-2000 with Light Shield 115 V 50/60 Hz 230 V 50/60 Hz	<b>39120</b> <b>39220</b>	PC-2 complete, PN 35557	Most economical, transformer based moderate intensity light source. Offering an 8" x 8" light curing field, it is suited for curing larger bond areas, or trays of smaller parts
2000-EC with Light Shield	<b>39720</b>	2000-EC complete, PN 35792	Same as PC-2000 with addition of auto-ranging power supply which absorbs power fluctuations
2000-EC with Light Shield and Manual Shutter	<b>39723</b>	2000-EC complete, PN 35792; plus shutter, PN 35572	Same as above, but with shutter to manually control light exposure
5000-EC with Light Shield	<b>39820</b>	5000-EC complete, PN 35795	Light is concentrated in a 5" x 5" flooded field to provide dry cures for exposed resin surface
5000-EC with Light Shield and Manual Shutter	<b>39823</b>	5000-EC complete, PN 35795; plus shutter, PN 35572	Same as 5000 with Light Shield, but with shutter to manually control light exposure
5000-EC with Light Shield and ZIP™ Shutter	<b>39821</b>	5000-EC complete, PN 35795; plus shutter, PN 37863	Same as above, but shutter can be preset and timed to open and close automatically

# Features and Specifications

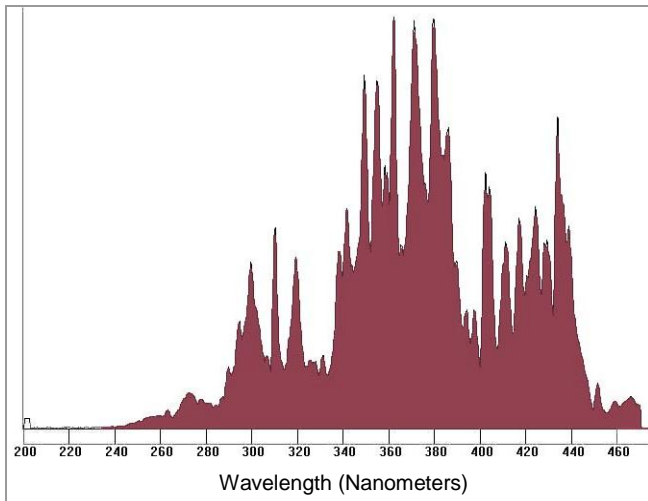
	Light Source	
	2000 Flood with EC Power Supply <sup>(1)</sup>	5000 Flood with EC Power Supply and Unfiltered Full-Spectrum UV Flood Light
<b>Intensity in the UV-A Range*</b> (320-390 nm)	75 mW/cm <sup>2</sup> (3" from lower edge of reflector housing)	225 mW/cm <sup>2</sup> (3" from lower edge of reflector housing)
<b>Dimensions of the Illuminated Area</b>	8" x 8" (20.32 cm x 20.32 cm)	5" x 5" (12.7 cm x 12.7 cm)
<b>Primary Applications</b>	Curing large stationary parts, trays of small parts, and coating on parts	Curing stationary parts, trays of small parts, and coatings on parts
<b>Input Power Requirements</b>	90-264 VAC (grounded), 47-63 Hz	
<b>Power Supply Dimensions (L x W x H)</b>	16" x 12" x 4.25" (40.6 cm x 30.5 cm x 10.8 cm)	
<b>Power Supply Weight</b>	12.25 lbs. (5.6 kg)	
<b>Reflector Housing Dimensions (L x W x H)</b>	10.5" x 9" x 7.5" (26.7 cm x 22.9 cm x 19.1 cm)	6.75" x 6.75" x 8" (17.2 cm x 17.2 cm x 20.3 cm)
<b>Reflector Housing Weight</b>	3.4 lbs. (1.5 kg)	2.7 lbs. (1.2 kg)
<b>Replacement Lamp</b>	Metal halide – <b>PN 38560</b> (standard) or Mercury vapor – <b>PN 36970</b> (optional)**	

\* Intensity measured using an ACCU-CAL™ 50 Radiometer.

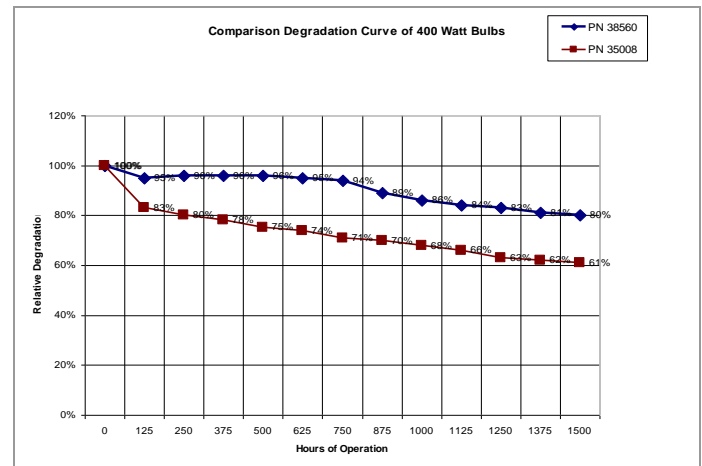
\*\* For curing inks and thin layer coatings

<sup>(1)</sup> PC is a transformer based power supply available to meet 120 or 220 V: 50/60 Hz requirements

**Spectral Output for 400 Watt Standard Bulb**



**Shows Typical Bulb Degradation Range for Dymax Flood Lamps**



\*Bulb life depends on the operation and maintenance of the light source. See Operation Manual for operation and maintenance parameters to optimize bulb life.



© 2001-2012 Dymax Corporation. All rights reserved. All trademarks in this guide, except where noted, are the property of, or used under license by Dymax Corporation, U.S.A.

Please note that most dispensing and curing system applications are unique. Dymax does not warrant the fitness of the product for the intended application. Any warranty applicable to the product, its application and use is strictly limited to that contained in Dymax's standard Conditions of Sale. Dymax recommends that any intended application be evaluated and tested by the user to insure that desired performance criteria are satisfied. Dymax is willing to assist users in their performance testing and evaluation by offering equipment trial rental and leasing programs to assist in such testing and evaluations. Data sheets are available for valve controllers or pressure pots upon request.

LIT207 05/03/2012

**Dymax Corporation**  
860.482.1010  
info@dymax.com  
[www.dymax.com](http://www.dymax.com)

**Dymax Oligomers & Coatings**  
860.626.7006  
oligomers&coatings@dymax.com  
[www.dymax-oc.com](http://www.dymax-oc.com)

**Dymax Europe GmbH**  
+49 (0) 611.962.7900  
info\_de@dymax.com  
[www.dymax.de](http://www.dymax.de)

**Dymax UV Adhesives & Equipment (Shenzhen) Co Ltd**  
+86.755.83485759  
dymaxasia@dymax.com  
[www.dymax.com.cn](http://www.dymax.com.cn)

**Dymax UV Adhesives & Equipment (Shanghai) Co Ltd**  
+86.21.37285759  
dymaxasia@dymax.com  
[www.dymax.com.cn](http://www.dymax.com.cn)

**Dymax Asia (H.K.) Limited**  
+852.2460.7038  
dymaxasia@dymax.com  
[www.dymax.com.cn](http://www.dymax.com.cn)

**Dymax Korea LLC**  
82.2.784.3434  
info@dymax.kr  
[www.dymax.co.kr](http://www.dymax.co.kr)